

Working from Home and Wellbeing Staff Survey

2106

Responses

1. Throughout the lockdown period, I have been mostly:

● Working from home	1995
● Required to work on campus	90
● Furloughed	15



2. Considering the effectiveness of working from home, please respond to the following statements:

■ Not applicable
 ■ Strongly disagree
 ■ Disagree
 ■ Agree
 ■ Strongly agree

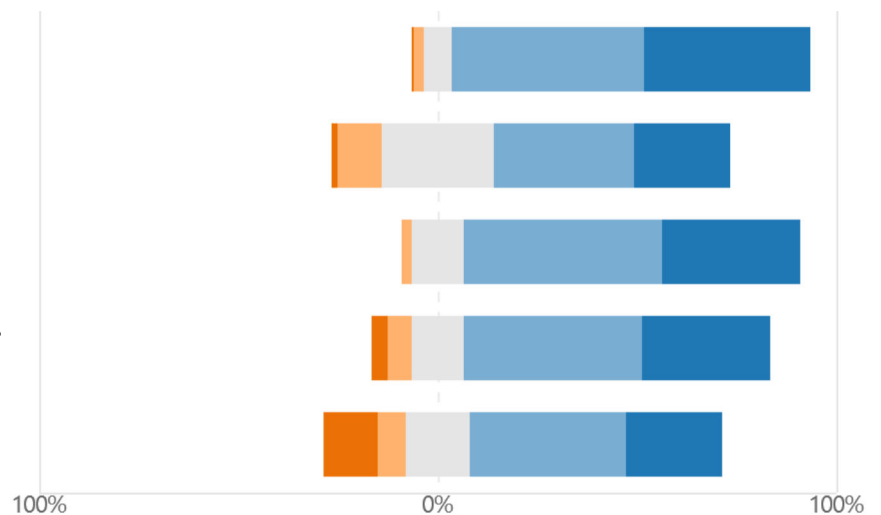
I feel that I can do my job from home

I feel more productive when working from home

I have a clear sense of my objectives and priorities while working from home

I have felt able to discuss workload issues with my line manager

My line manager has taken active steps to address challenges in fulfilling my normal duties, workload...



3. If you wish to provide further detail to any of the responses you have given above, please comment below. Please remember to avoid including information that may identify you personally.

741

Responses

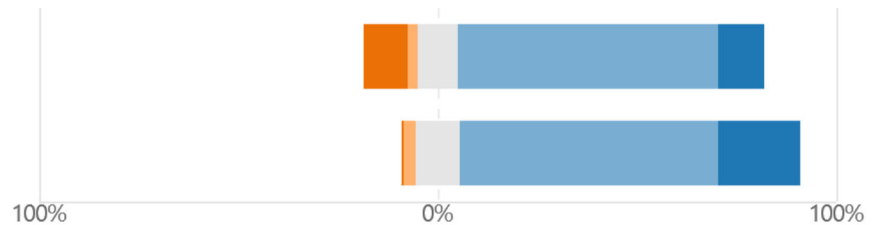
Latest Responses

4. Considering the information you have received from the University, please respond to the following statements:

Not applicable Strongly disagree Disagree Agree Strongly agree

The central information and resources on working from home are useful (www.gla.ac.uk/anywhere)

I have been satisfied with the level of communication from the University during this time



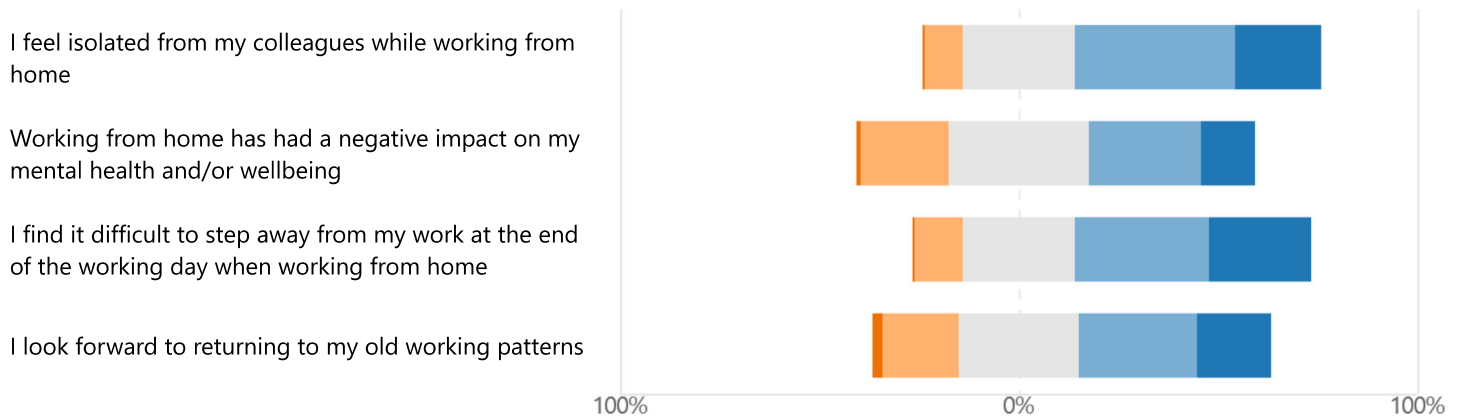
5. If you wish to provide further detail to any of the responses you have given above, please comment below. Please remember to avoid including information that may identify you personally.

377

Responses

6. Considering the broader impact of working from home for you personally, please respond to the following statements:

■ Not applicable
 ■ Strongly disagree
 ■ Disagree
 ■ Agree
 ■ Strongly agree



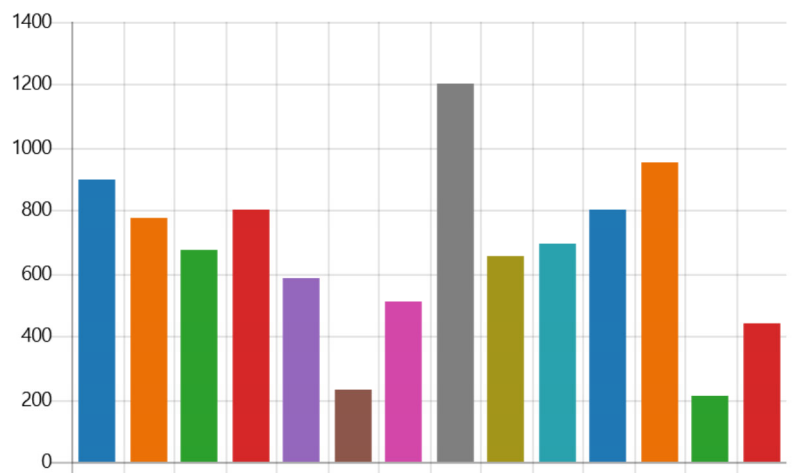
7. What else could we do to better support your health and wellbeing during these times? Please remember to avoid including information that may identify you personally.

720

Responses

8. What have been the main challenges of working from home for you? Please tick all that apply:

- Increased workload 897
- Balancing work and caring res... 778
- Lack of appropriate equipment 672
- Lack of appropriate working e... 802
- Poor quality internet/telephon... 588
- Lack of remote access to critic... 226
- Adapting to the use of new IT ... 511
- Setting and maintaining boun... 1201
- Negative impacts on mental h... 653
- Negative impacts on wellbeing 696
- Difficulties of focus or motivat... 799
- Lack of communication with / ... 956
- Inability to carry out a signific... 209
- Physical strain or injury due to... 437



9. What other significant difficulties (if any) have you experienced beyond the ones listed above? Please remember to avoid including information that may identify you personally.

505

Responses

Staff working from home only

10. What practical thing(s) could the University do to make working from home better or easier for you? Please remember to avoid including information that may identify you personally.

1051

Responses

Staff working on campus only

11. What practical thing(s) could the University do to make your working life easier for you at this time? Please remember to avoid including information that may identify you personally.

76

Responses

Staff who have been furloughed only

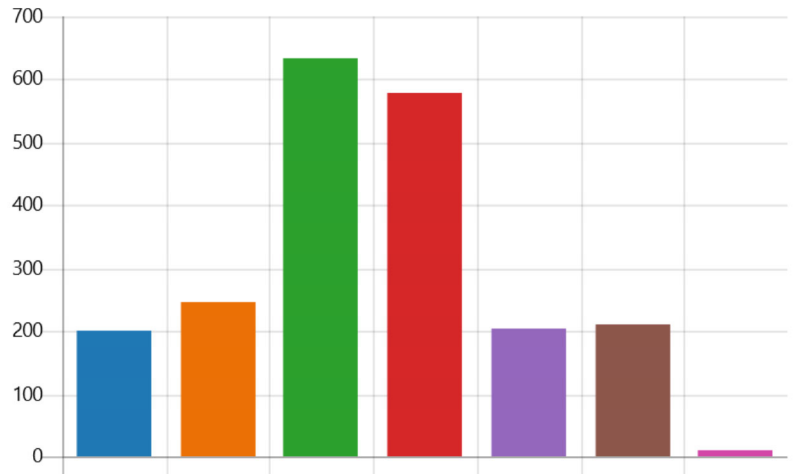
12. What practical thing(s) could the University do to support you during this time? Please remember to avoid including information that may identify you personally.

10

Responses

13. Once lockdown restrictions are lifted, how many days (if any) would you wish to work from home each week if given the choice?

0	201
1	245
2	634
3	579
4	205
5	211
Option 7	8



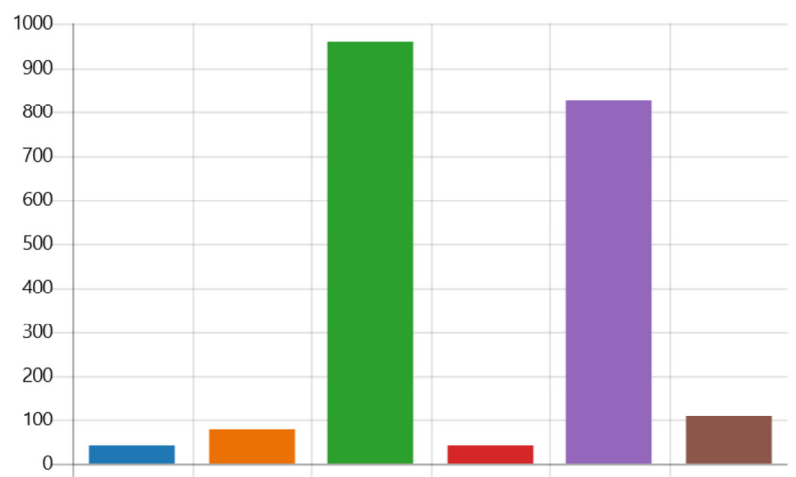
14. What area of the University do you belong to?

Arts	210
Medicine, Veterinary and Life ...	571
Science and Engineering	318
Social Sciences	362
University Services	612



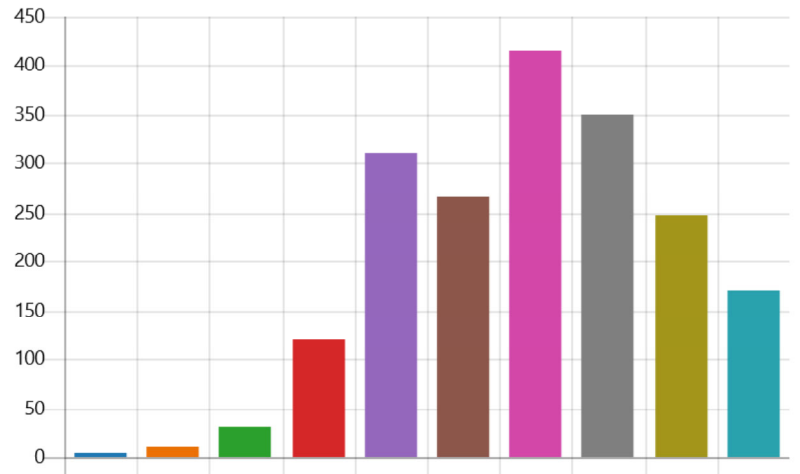
15. What job family do you belong to?

Clinical	39
Managerial	76
Professional and Administrative	958
Operational	42
Research and Teaching	826
Technical and Specialist	108



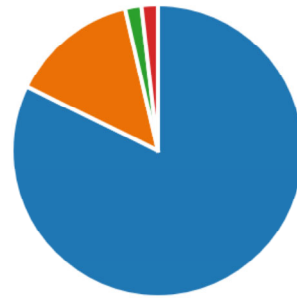
16. What is your job grade?

1	4
2	11
3	30
4	120
5	310
6	265
7	416
8	350
9	248
10	169



17. What are your usual working hours?

Full time	1678
Part time	288
Fractional hours	37
Other	37



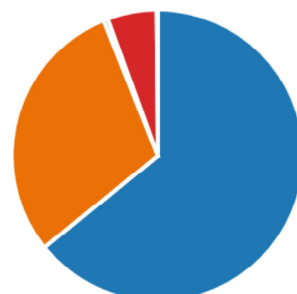
18. Do you have caring responsibilities? Tick all that apply.

Child(ren) of pre-school age	241
Child(ren) of primary school age	384
Child(ren) of secondary school...	285
Carer for adult(s)	300
No regular caring responsibilit...	1096



19. What is your gender?

Woman	1322
Man	613
Non-binary	10
Prefer not to say	112
Other	3



20. Do you have any long-standing physical or mental health condition, illness, impairment or disability?

Yes	323
No	1576
Prefer not to say	143



21. What is your ethnic background?

Asian	33
Black	5
Chinese	10
Mixed and other	34
White	1774
Prefer not to say	174

